




# SL1617 Series



## 1. Features:

- Ferrite based SMD Inductor with lower core loss.
- Inductance Range:50nH to 65nH , Custom values are welcomed.
- High current output chokes, upto 29.0 Amp with approx. 20% roll off.
- Low Profile 4.40mm Max. Height .
- 4.30 x 4.00mm foot print.
- Ideal for Buck Converter, VRM & High Density Board Design.
- Operating frequency up to 1 MHz application.
- Operating Temperature Range -55°C to + 130°C , RoHs & HF compliance .
- T & R Qtys: 1700 pcs , 13" Reel ;

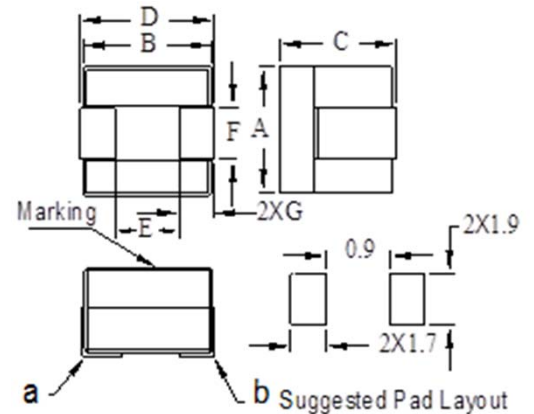


## 2. Electrical Characteristic of SL1617 Series:

Part Number	Inductance (nH) ±15%	DCR (mΩ) ± 10.0%	Isat <sup>1</sup> (A) @25°C	Isat <sup>2</sup> (A) @75°C	Isat <sup>3</sup> (A) @100°C	Irms (A) @25°C
SL1617A-R05LHF	50.00	0.200	29.00	28.00	26.00	26.00
SL1617A-R065LHF	65.00	0.200	26.00	25.00	22.00	26.00

## 3. Mechanical Dimension(unit: mm):

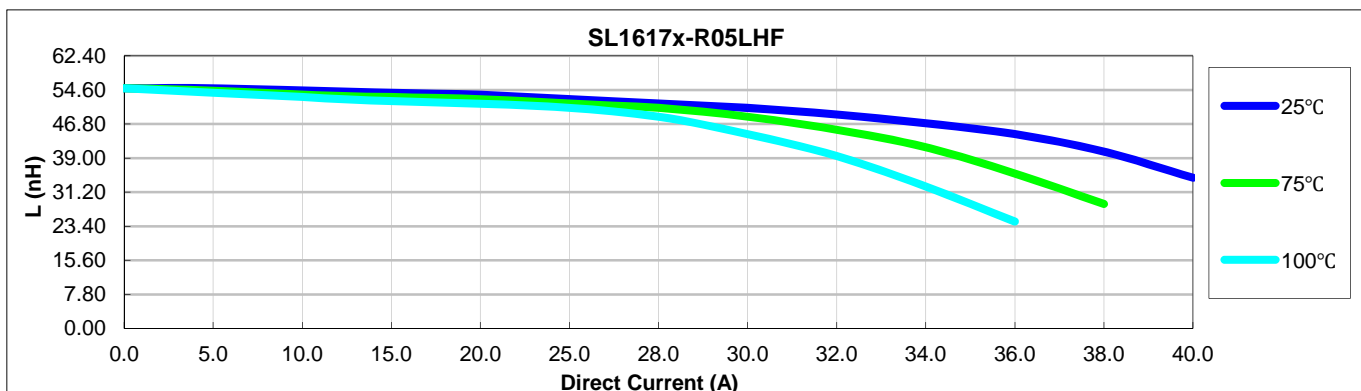
A	B	C	D	E	F	G
Max.	Max.	Max.	Max.	Nom.	±0.20	±0.2
4.00	3.90	4.40	4.30	2.20	1.40	1.30



### Note:

- 1>.Open Circuit Inductance (OCL) test condition:100KHz,0.1Vrms,0Adc ,at 25 °C.
- 2>.Full Load Inductance (FLL) Test condition:100KHz,0.1Vrms ,Isat ;(Ta=25 °C).
- 3>.Isat<sup>1</sup>,Isat<sup>2</sup>&Isat<sup>3</sup>: DC current that will cause inductance to drops approximately by 20% ;
- 4>. Irms: DC current for an approximate temperature rise of 40°C without core loss,.Derating is necessary for AC currents. PCB pad layout,trace thickness and width,air-flow and proximity of other heat generating components will affect the temperature rise. It is recommended the part temperature not exceed 130°C under worst case operating conditions verified in the end application.
- 5>.The nominal DCR is measured from point "a" to point"b",as shown above on the mechanical drawing.

## 4. Inductance Characteristics (Inductance vs. Current):





# SL1617 Series

## Inductance vs. Current

