



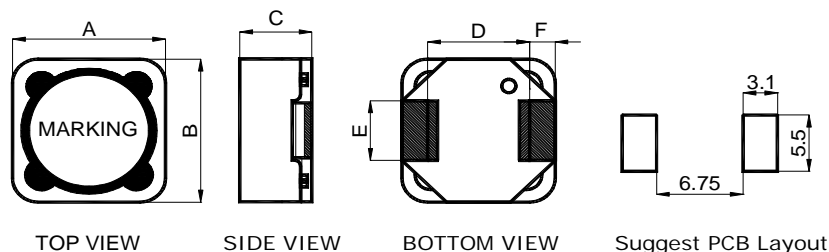

SDRH127B Series



1. Features:

- Ferrite based SMD Inductor with lower core loss.
- Inductance Range:0.82uH to 1000uH. Custom values are welcomed.
- High current output chokes, up to 38 Amp with 30% roll off.
- Foot print 12.5 x 12.5mm Max.
- Ideal for LCD driver,DSC/DVC,Notebook PC or High density board design.
- Operating Temperature Range -55°C to + 130°C;RoHs&HF compliance.
- T & R Qty: 400 pcs , 13" Reel ;

2. Mechanical Dimension(Unit:mm):



Type	SDRH127B
A	12.0±0.5
B	12.0±0.5
C	8.1(Max.)
D	7.0(Ref.)
E	5.0(Ref.)
F	2.4(Ref.)

3. Electrical Characteristic of SDRH127B Series:

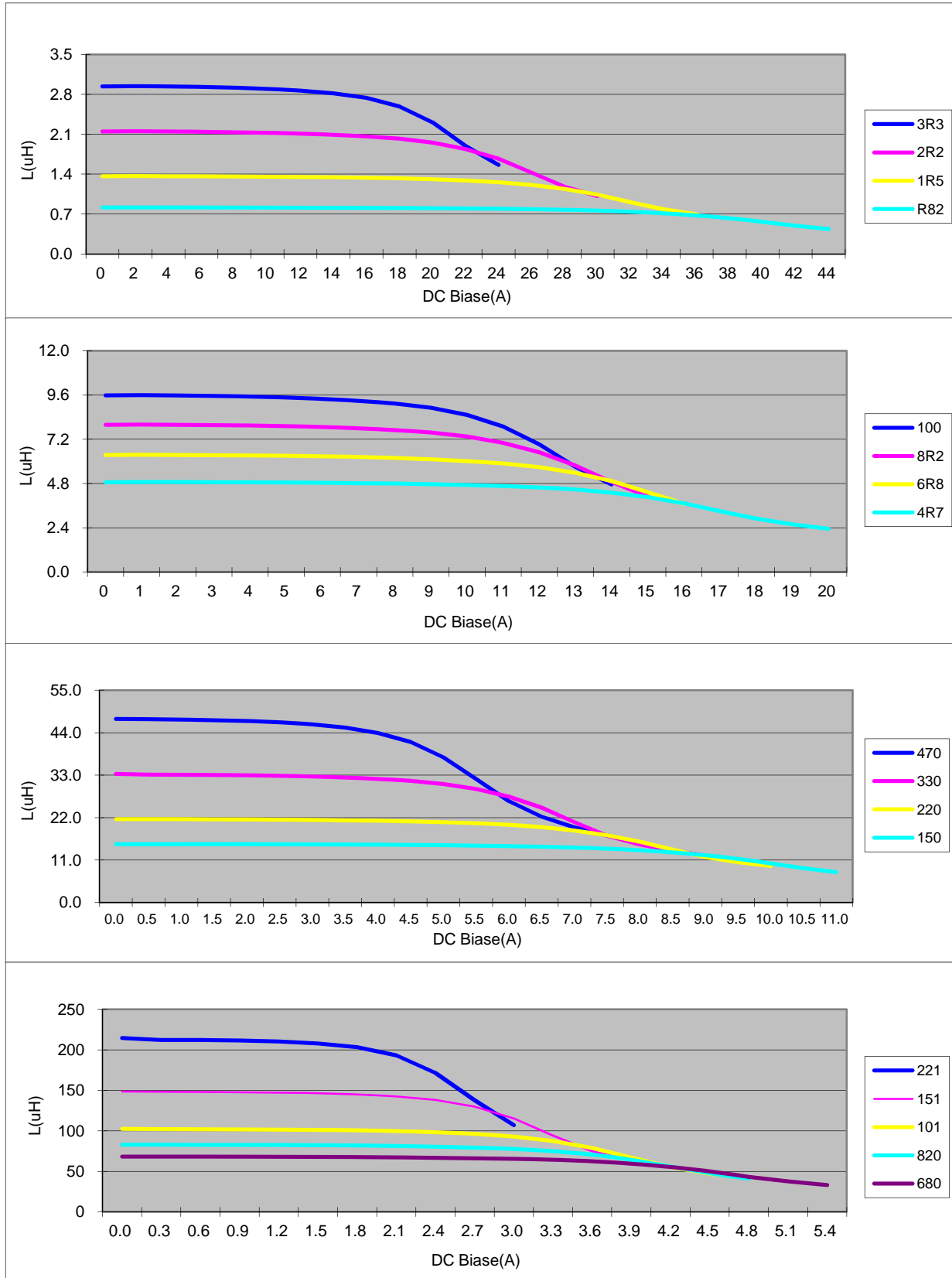
Part Number	OCL (uH) ±20%	DCR (Ω) Typ.	DCR (Ω) Max.	Isat (A) @25°C	L@Isat (uH) Typ.	Irms (A) @25°C	L@Irms (uH) Typ.
SDRH127B-R82MHF	0.82	0.0047	0.0056	38.0	0.63	14.00	0.81
SDRH127B-1R5MHF	1.5	0.0056	0.0067	31.1	1.02	12.80	1.34
SDRH127B-2R2MHF	2.2	0.0075	0.0089	25.5	1.44	11.10	2.11
SDRH127B-3R3MHF	3.3	0.0089	0.0106	21.5	2.05	10.20	2.90
SDRH127B-4R7MHF	4.7	0.0109	0.0103	16.5	3.52	9.20	4.75
SDRH127B-6R8MHF	6.8	0.0135	0.0162	13.3	5.20	8.25	6.20
SDRH127B-8R2MHF	8.2	0.0152	0.0108	12.2	6.32	7.78	7.70
SDRH127B-100MHF	10.0	0.0186	0.0223	11.2	7.80	7.05	9.30
SDRH127B-150MHF	15.0	0.0278	0.0334	9.66	11.11	5.75	14.70
SDRH127B-220MHF	22.0	0.0372	0.0446	7.57	16.87	4.95	20.80
SDRH127B-330MHF	33.0	0.0522	0.0600	6.22	26.20	4.20	31.85
SDRH127B-470MHF	47.0	0.0757	0.0908	5.28	35.08	3.50	45.30
SDRH127B-680MHF	68.0	0.1160	0.1392	4.44	52.17	2.80	66.00
SDRH127B-820MHF	82.0	0.1350	0.1620	4.06	61.44	2.60	80.20
SDRH127B-101MHF	100.0	0.1525	0.1754	3.64	71.41	2.45	98.25
SDRH127B-151MHF	150.0	0.2140	0.2568	3.01	113.75	2.08	142.40
SDRH127B-221MHF	220.0	0.3075	0.4260	2.43	166.38	1.73	203.50
SDRH127B-331MHF	330.0	0.455	0.5232	2.01	250.15	1.42	313.50
SDRH127B-471MHF	470.0	0.647	0.7440	1.68	374.15	1.20	459.80
SDRH127B-681MHF	680.0	0.920	1.0580	1.39	526.10	1.00	704.90
SDRH127B-821MHF	820.0	1.080	1.2420	1.27	637.00	0.92	840.50
SDRH127B-102MHF	1000.0	1.330	1.5300	1.14	837.60	0.83	1025.00

Note:

- 1.OCL (Open Circuit Inductance) and L@ Irms and L @Isat and DCR are measured at: 100KHz,0.25V @ 25°C.
- 2.Isat: DC current that causes inductance to drop by approximately 30% from OCL ;(Ta=25°C)
- 3.Irms: DC current that causes an approximate temperature rise (ΔT) of 40°C ;(Ta=25°C)
- 4.Inductance Vs. DC bias curve,please see the next page to get more detail information.



SDRH127B Series





SDRH127B Series

